

LightCraft

26m Research Vessel



SCY Design

48 Sweetgum St, Ashmore Qld 4214, Australia
Ph: (617) 5597 3521 www.scy.net.au

LightCraft

26m Research Vessel



LOA : 27.2m
Lmoulded: 26.0m
LWL : 25.5m
Beam : 5.9m
Draft : 1.6m

Classification :
DNV ✕1A1 R3 PATROL
NSCV 1B



SCY Design

48 Sweetgum St, Ashmore Qld 4214, Australia
Ph: (617) 5597 3521 www.scy.net.au

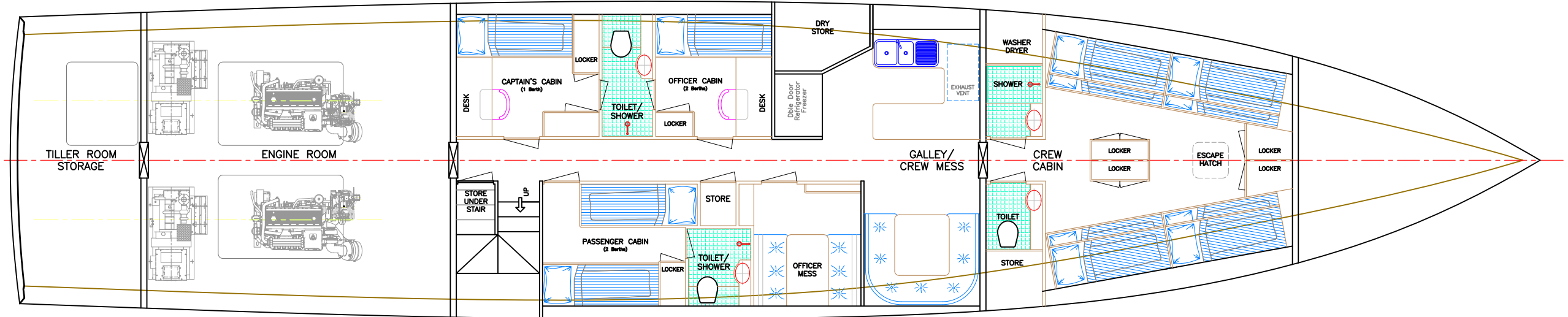
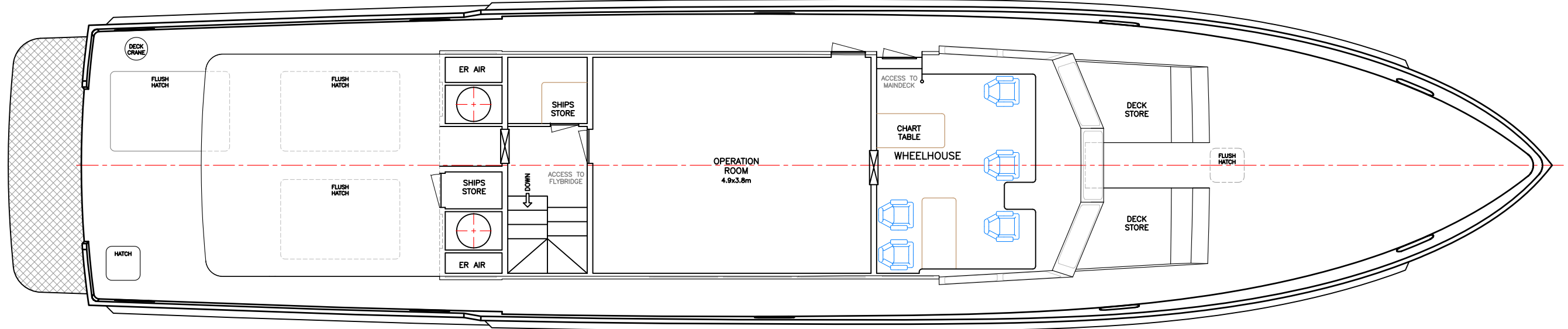
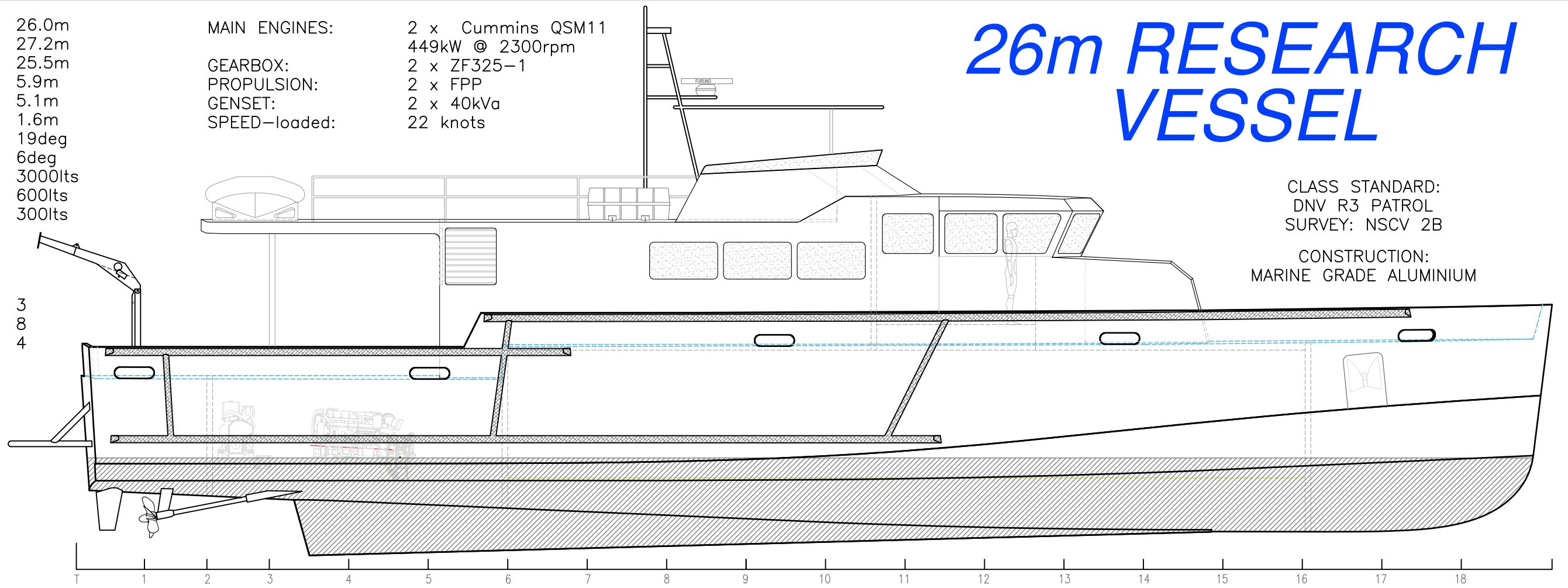
Lmoulded: 26.0m
 LOA: 27.2m
 LWL: 25.5m
 BEAM: 5.9m
 Bchine: 5.1m
 DRAFT: 1.6m
 DEADRISE@LCB: 19deg
 DEADRISE@Tr: 6deg
 FUEL: 3000lts
 WATER: 600lts
 SULLAGE: 300lts

MAIN ENGINES: 2 x Cummins QSM11
 449kW @ 2300rpm
 GEARBOX: 2 x ZF325-1
 PROPULSION: 2 x FPP
 GENSET: 2 x 40kVa
 SPEED-loaded: 22 knots

26m RESEARCH VESSEL

CLASS STANDARD:
 DNV R3 PATROL
 SURVEY: NSCV 2B
 CONSTRUCTION:
 MARINE GRADE ALUMINIUM

PERSONNEL:
 OFFICER: 3
 CREW: 8
 PASSENGERS: 4



VESSEL: 26m Research Vessel
 TITLE: General Arrangement
 DWG No: 26RV-100
 DATE: 6/6/2013
 SCALE:
 DRAWN: MDW
 REV: DATE:
 Copyright © THIS DRAWING AND THE INFORMATION CONTAINED HEREON IS SUPPLIED ON THE UNDERSTANDING THAT IT IS THE EXCLUSIVE PROPERTY OF SOUTHPORT CUSTOM YACHTS PTY. LTD. AND MUST NOT BE USED OR REPRODUCED IN WHOLE OR IN PART WITHOUT PERMISSION IN WRITING.
 Consulting Naval Architects & Mechanical Engineers
 SCY DESIGN
 48 Shearwater St, Ashmore, Queensland 4214, Australia
 Ph: 017 5587 5221 Fax: 017 5587 5229 www.scy.net.au