


LightCraft

16m Research Vessel



SCY Design

48 Sweetgum St, Ashmore Qld 4214, Australia
Ph: (617) 5597 3521 www.scy.net.au

LightCraft

Aluminium Workboats

16m Research Vessel



SCY Design

48 Sweetgum St, Ashmore Qld 4214, Australia
Ph: (617) 5597 3521 www.scy.net.au

LightCraft

Aluminium Workboats

16m Research Vessel



LOA : 16.8m
Lmoulded: 15.9m
LWL : 15.4m
Beam : 5.8m
Draft : 1.20m
Fuel : 3000lts

Classification :
DNV R3 PATROL
USL 2B

Construction :
Marine Grade Aluminium

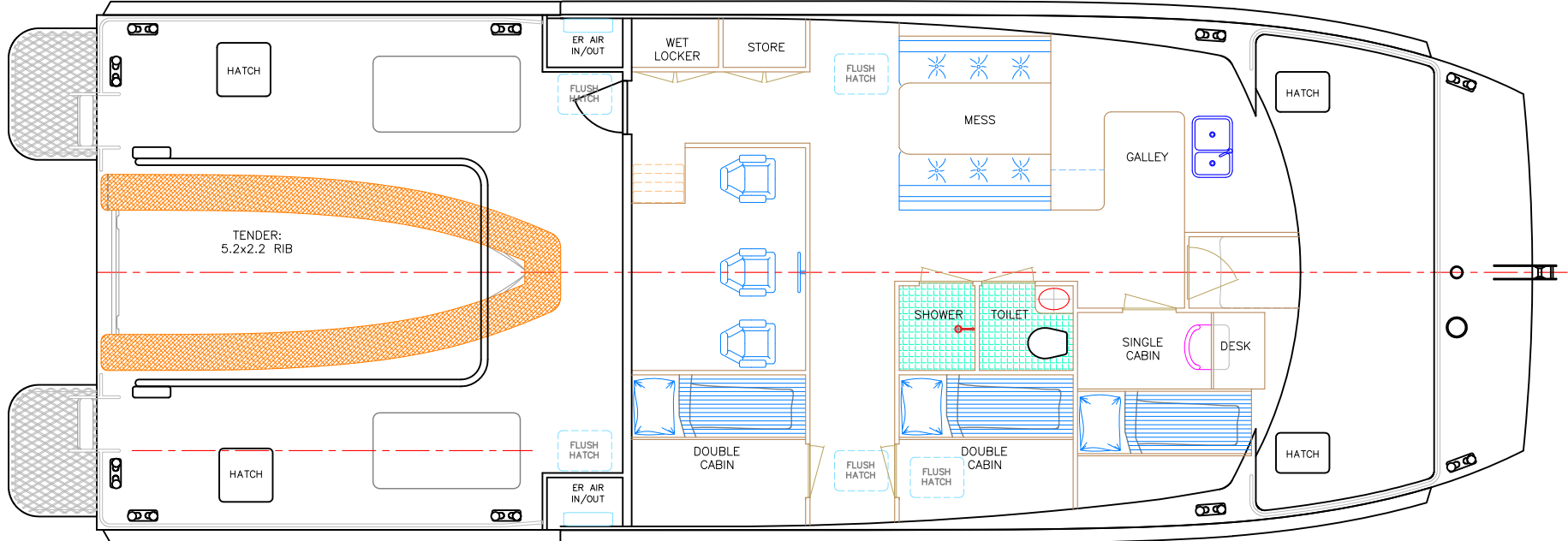
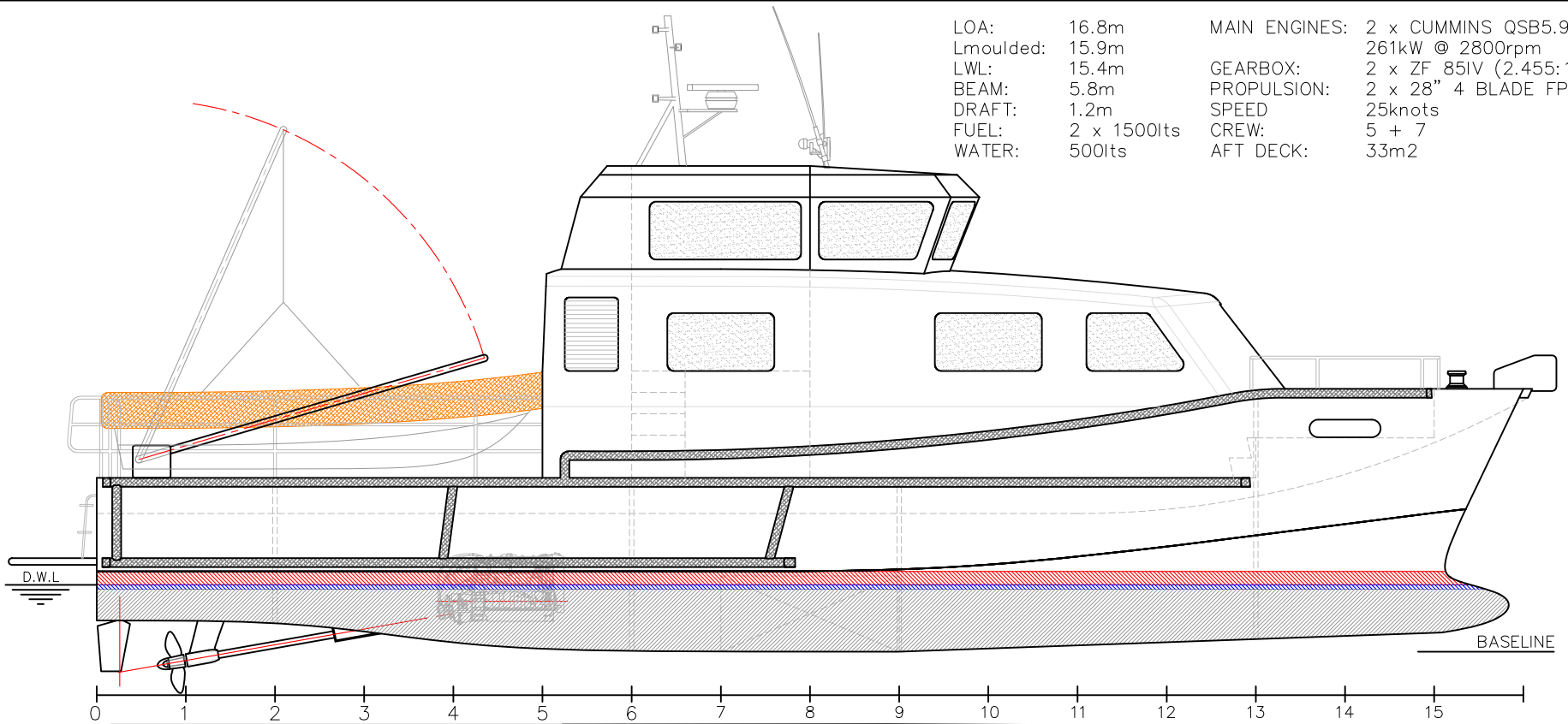
SCY Design

48 Sweetgum St, Ashmore Qld 4214, Australia
Ph: (617) 5597 3521 www.scy.net.au



LOA: 16.8m
 Lmoulded: 15.9m
 LWL: 15.4m
 BEAM: 5.8m
 DRAFT: 1.2m
 FUEL: 2 x 1500lts
 WATER: 500lts

MAIN ENGINES: 2 x CUMMINS QSB5.9 355
 261kW @ 2800rpm
 GEARBOX: 2 x ZF 85IV (2.455:1)
 PROPULSION: 2 x 28" 4 BLADE FPP
 SPEED: 25knots
 CREW: 5 + 7
 AFT DECK: 33m2



VESSEL: 16m Research Vessel

TITLE: GENERAL ARRANGEMENT

DMC No: CP-16-100

DATE: 13/11/2006

SCALE:

DRAWN: MDW

DATE:

copyright ©

©

THIS DRAWING AND THE INFORMATION CONTAINED HEREON IS SUPPLIED ON THE UNDERSTANDING THAT IT IS THE EXCLUSIVE PROPERTY OF SOUTHPORT CUSTOM YACHTS PTY. LTD. AND MUST NOT BE USED OR REPRODUCED IN WHOLE OR IN PART WITHOUT PERMISSION IN WRITING.