

# 15m Pilot Boat



WANG TAK ENGINEERING  
& SHIPBUILDING CO. LTD.



*SCY Design*

48 Sweetgum St, Ashmore Qld 4214, Australia  
Ph: (617) 5597 3521 [www.scy.net.au](http://www.scy.net.au)

# 15m Pilot Boat




WANG TAK ENGINEERING  
& SHIPBUILDING CO. LTD.



*SCY Design*

48 Sweetgum St, Ashmore Qld 4214, Australia  
Ph: (617) 5597 3521 [www.scy.net.au](http://www.scy.net.au)



WANG TAK ENGINEERING  
& SHIPBUILDING CO. LTD.

# 15m Pilot Boat



LOA : 15.2m  
Lmoulded: 14.9m  
LWL : 14.3m  
Bmoulded : 4.5m  
Draft : 1.4m  
Deadrise (lcb): 17deg.  
Fuel : 1200lts

Classification :  
BV 1  $\times$ Hull LightShip/Pilot  
Launch, Coastal Area 20nm  
Survey : NSCV 1C

Construction :  
Marine Grade Aluminium

**SCY Design**

48 Sweetgum St, Ashmore Qld 4214, Australia  
Ph: (617) 5597 3521 [www.scy.net.au](http://www.scy.net.au)



# Vessel Description

VESSEL TYPE: Aluminium semi-planing monohull

## PPRINCIPAL DATA:

Length Overall	15.2 metres
Length Moulded	14.9 metres
Length WL	14.3 metres
Beam Moulded	4.5 metres
Deadrise @ LCB	17 degrees
Draft	1.4 metres
Construction	Marine Grade Aluminium
Class Standard	BV 1 *Hull LightShip/Pilot Launch, Coastal Area 20nm
Survey	NSCV 2C
Main Engines	Caterpillar C18 357kW @ 1800rpm
Gearbox	ZF550A 1.971:1 ratio
Propulsion	5 Blade FPP 920mm Dia
Auxiliary	-
Maximum Speed	18.0 knots
Fuel Capacity	1200 litres
Range 100% MCR	- Nm
Freshwater	300 litres
Crew	2
Personnel Capacity	15

## STRUCTURE:

Materials (to be inspected as required by Survey Authority and Owners Representative):  
Sheet and Plate - Grade 5083-H321, H116, 5086-H32. Extrusions - Grade 6061-T6, 6082-T5

Plating: Bottom, Chine, Transom : 6mm Side, Deck, Gunwale, Frms : 5mm  
Deckhouse, BHDS : 4mm Internal Floors : 3mm

## OUTFIT AND FINISHING:

The vessel shall be laid out as per the general arrangement drawings and all fittings and equipment required for the operation of the vessel shall be supplied.

Layout:	Main Deck:	Operations Room, Work Deck
	Fwd Cabin:	Galley , Convertable Dining, Toilet, Shower
Fitout:	Floors:	Rubber
	Lining's:	PVC

## Noise Levels

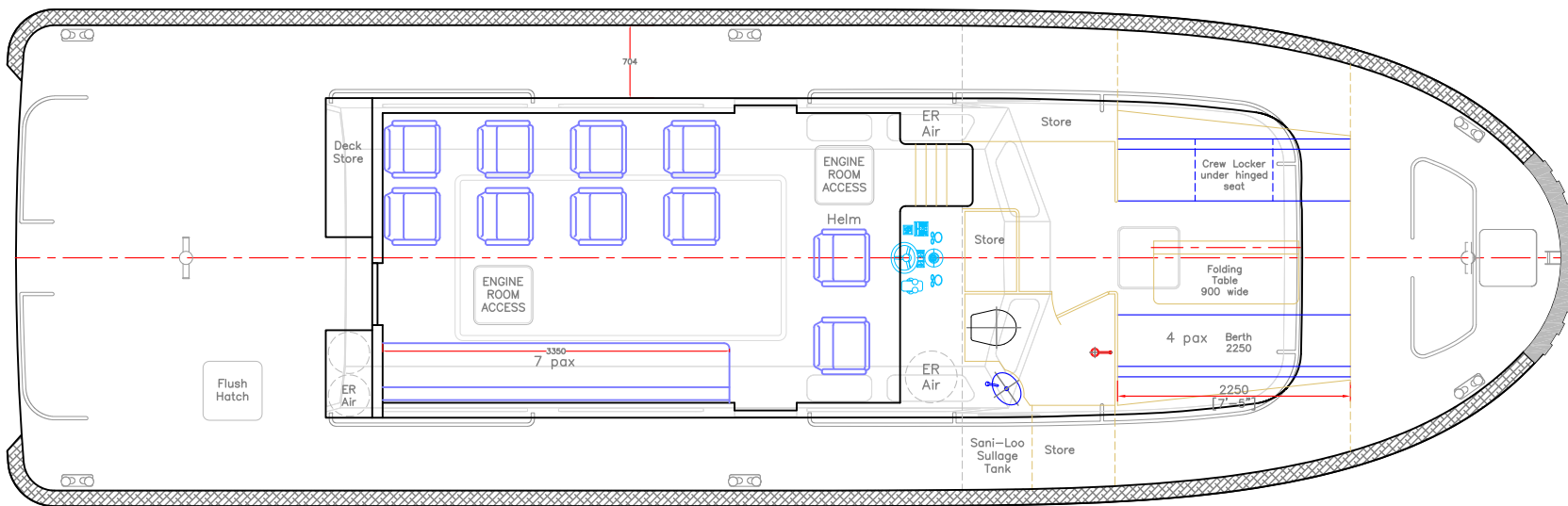
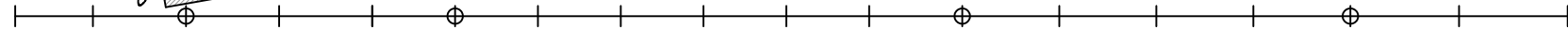
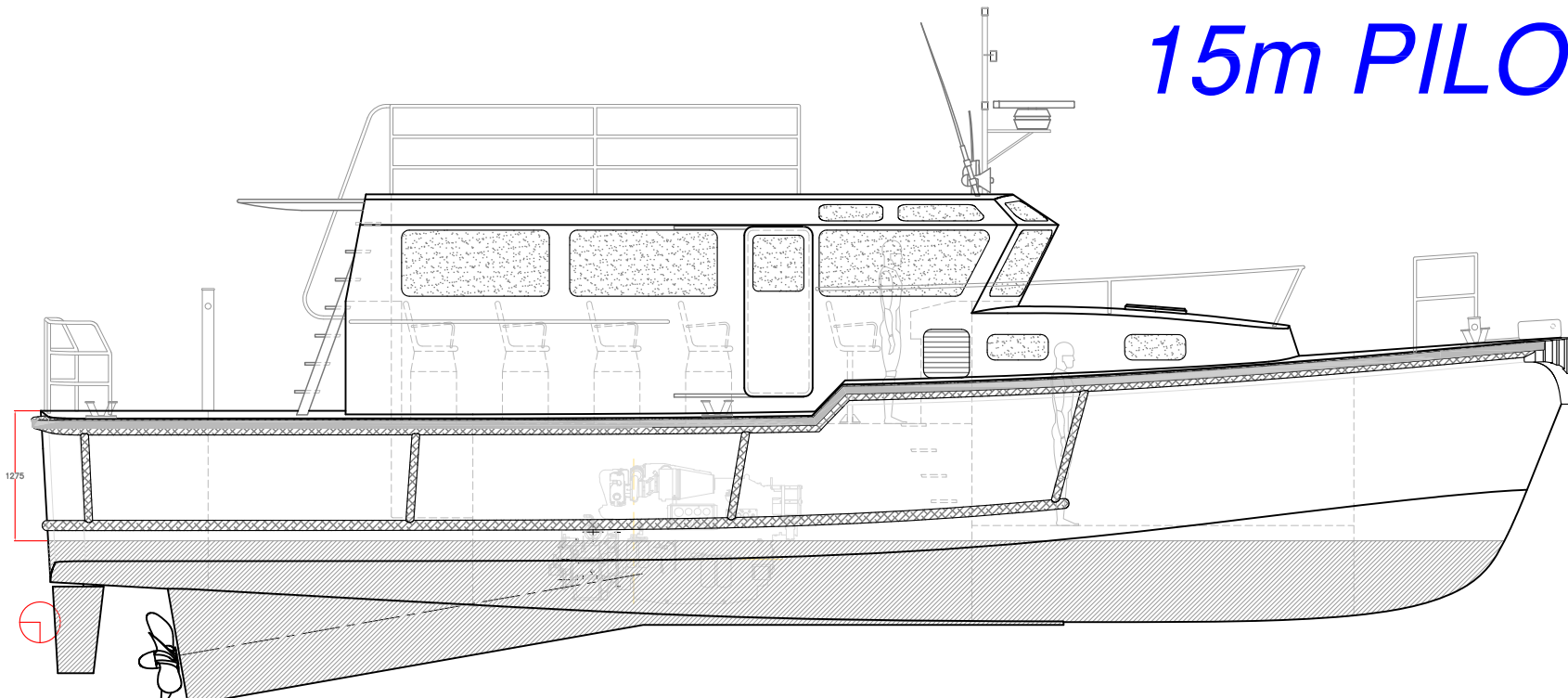

The noise level at the centre of the wheelhouse shall not exceed 75 dB(A).

**SCY Design**

48 Sweetgum St, Ashmore Qld 4214, Australia  
Ph: (617) 5597 3521 www.scy.net.au



# 15m PILOT BOAT



Length Overall 15.20 metres  
 Length Moulded 14.90 metres  
 Length WL 14.30 metres  
 Beam Moulded 4.50 metres  
 Deadrise @ LCB 17 degrees  
 Draft 1.4 metres

Main Engines Cat C18  
 357kW @ 1800rpm  
 Gearbox ZF 550a 1.971:1  
 Propulsion 920mm fixed pitch  
 five blade prop  
 Fuel Capacity 1200 litres  
 Freshwater 300 litres  
 Aft Deck Area 13.5 sqm

Speed (100% MCR) 18 knots  
 Range (100% MCR) - nm

CLASS STANDARD:  
 BV 1 \*Hull Mach,  
 LightShip/Pilot Launch  
 Coastal Area 20nm

SURVEY: NSCV 1C  
 15+2 Restricted Offshore 30nm

CONSTRUCTION:  
 MARINE GRADE ALUMINIUM



WANG TAK ENGINEERING  
 & SHIPBUILDING CO. LTD.

VESSEL: 15m Pilot Boat

TITLE: GENERAL ARRANGEMENT

DWG No: 15P-100

DATE: 21/6/2011

SCALE:

DRAWN: MDW

copyright ©

THIS DRAWING AND THE INFORMATION CONTAINED HEREON IS SUPPLIED ON THE UNDERSTANDING THAT IT IS THE EXCLUSIVE PROPERTY OF SOUTHPORT CUSTOM YACHTS PTY. LTD. AND MUST NOT BE USED OR REPRODUCED IN WHOLE OR IN PART WITHOUT PERMISSION IN WRITING.

SCY Design

Consulting Naval Architects & Mechanical Engineers

48 Sweetgum St, Ashmore, Queensland 4214, Australia  
 Ph: 617 5597 3521 www.mwdesign.net.au