


LightCraft

Aluminium Shipbuilding



35m Coastal Ferry



4 Alexander Rd, Avalon, NSW 2107, Australia
Ph: (612) 86684865 stuartfriezer@hotmail.com



SCY Design

48 Sweetgum St, Ashmore Qld 4214, Australia
Ph: (617) 5597 3521 www.scy.net.au

LightCraft

35m Coastal Ferry




SCY Design

48 Sweetgum St, Ashmore Qld 4214, Australia
Ph: (617) 5597 3521 www.scy.net.au



LightCraft

35m Coastal Ferry



LOA : 35.8m
Lmoulded 35.0m
LWL : 35.0m
Beam : 7.5m
Draft : 1.6m

Fuel : 8000lts
Water : 1000lts
Passengers: 289 +48

Classification :
Lloyds ✕100A1 HSLC SSC
Passenger Ferry, G3

Construction :
Marine Grade Aluminium

SCY Design

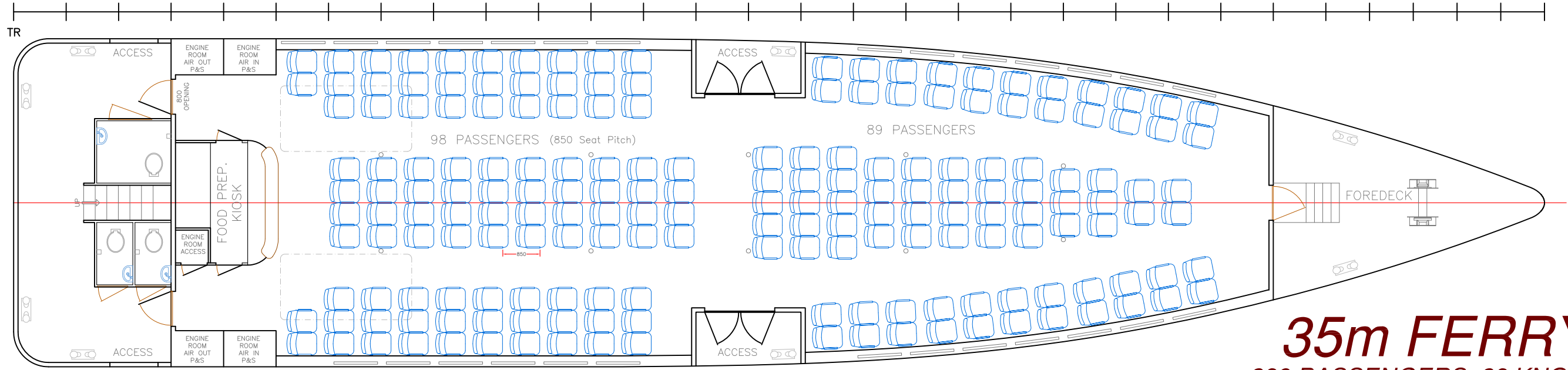
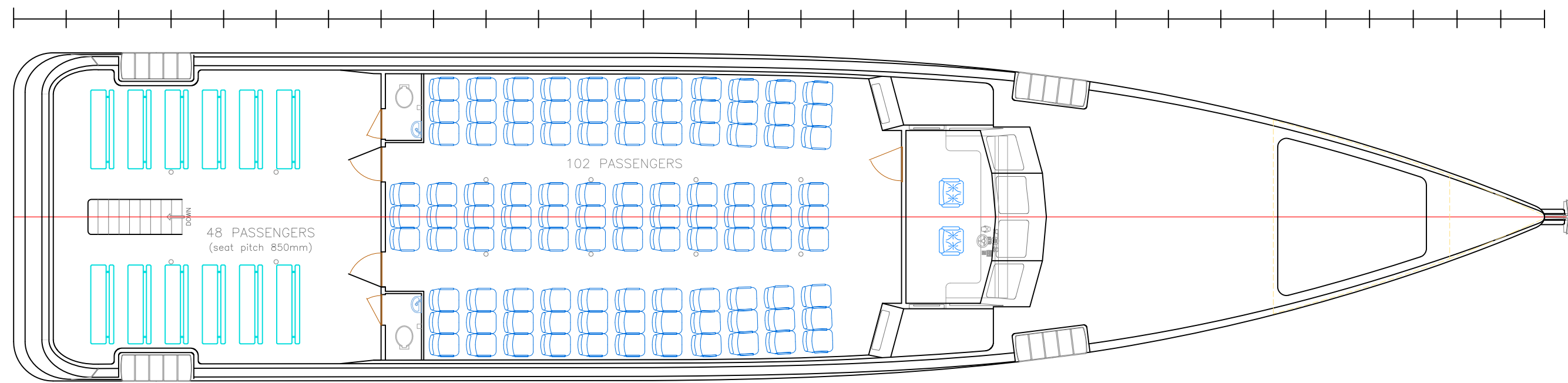
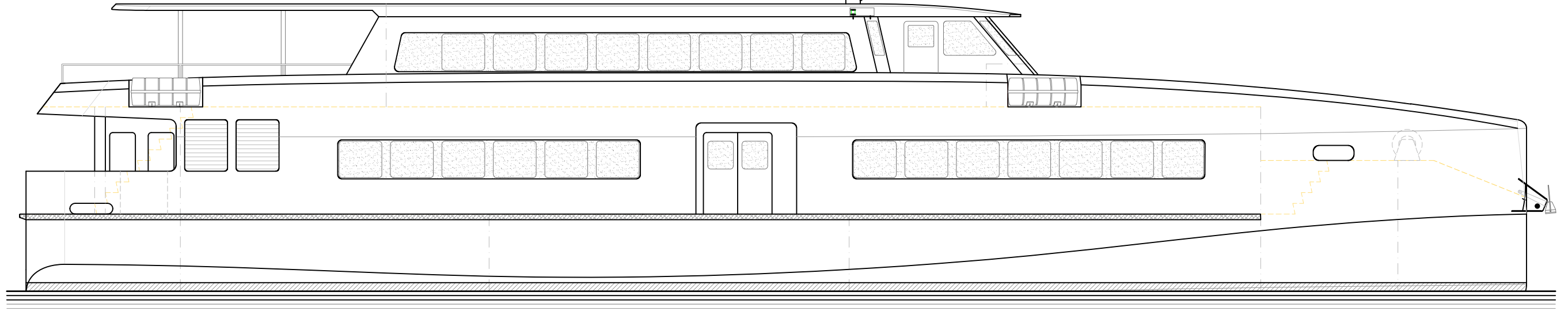

48 Sweetgum St, Ashmore Qld 4214, Australia
Ph: (617) 5597 3521 www.scy.net.au



LightCraft
aluminium workboats

LOA: 35.8m FUEL: 1000lts MAIN ENGINES: 3 x MAN D2862 LE463
 Lmoulded: 35.0m WATER: 1000lts 1029kW @ 2100rpm
 LWL: 35.0m PASSENGERS: 289+48 GEARBOX: 3 x ZF 3050/ZF3050A
 BEAM: 7.5m SPEED light: 35.7knots (5t dwt) PROPULSION: FPP
 DRAFT: 1.6m SPEED loaded: 31.2knots (30.4t dwt) AUXILLARY: 2 x 60kVa

Gmotion Hullform by:
STUART FRIEZER MARINE



35m FERRY
289 PASSENGERS 28 KNOTS

VESSEL: 35m MONOHULL FERRY
 TITLE: GENERAL ARRANGEMENT
 DWG No: RC35-100
 DATE: 18/8/2015
 SCALE: nts
 DRAWN: MDW

SCY Design
 Consulting Naval Architects & Mechanical Engineers
 48 Swee gum St, Ashmore, Queensland 4214, Australia
 Ph: 617 5597 3521 www.scy.net.au

THIS DRAWING AND THE INFORMATION CONTAINED HEREON IS SUPPLIED ON THE UNDERSTANDING THAT IT IS THE EXCLUSIVE PROPERTY OF SOUTHPORT CUSTOM YACHTS PTY. LTD. AND MUST NOT BE USED OR REPRODUCED IN WHOLE OR IN PART WITHOUT PERMISSION IN WRITING.