

# *Explorer 55*



*SCY Design*

48 Sweetgum St, Ashmore Qld 4214, Australia  
Ph: (617) 5597 3521 [www.scy.net.au](http://www.scy.net.au)

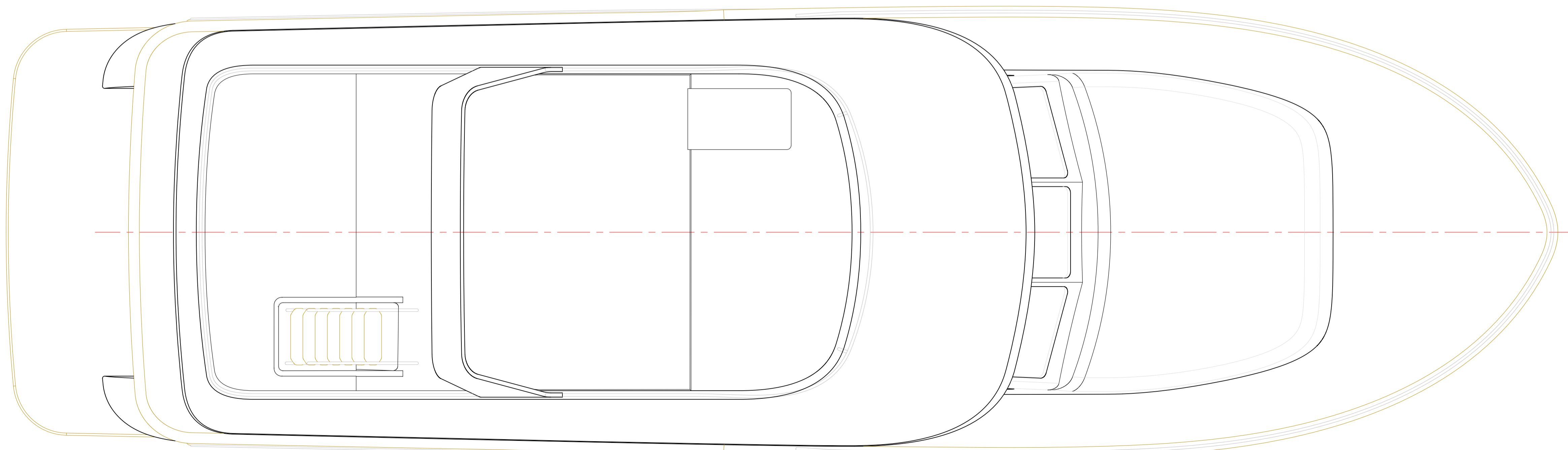
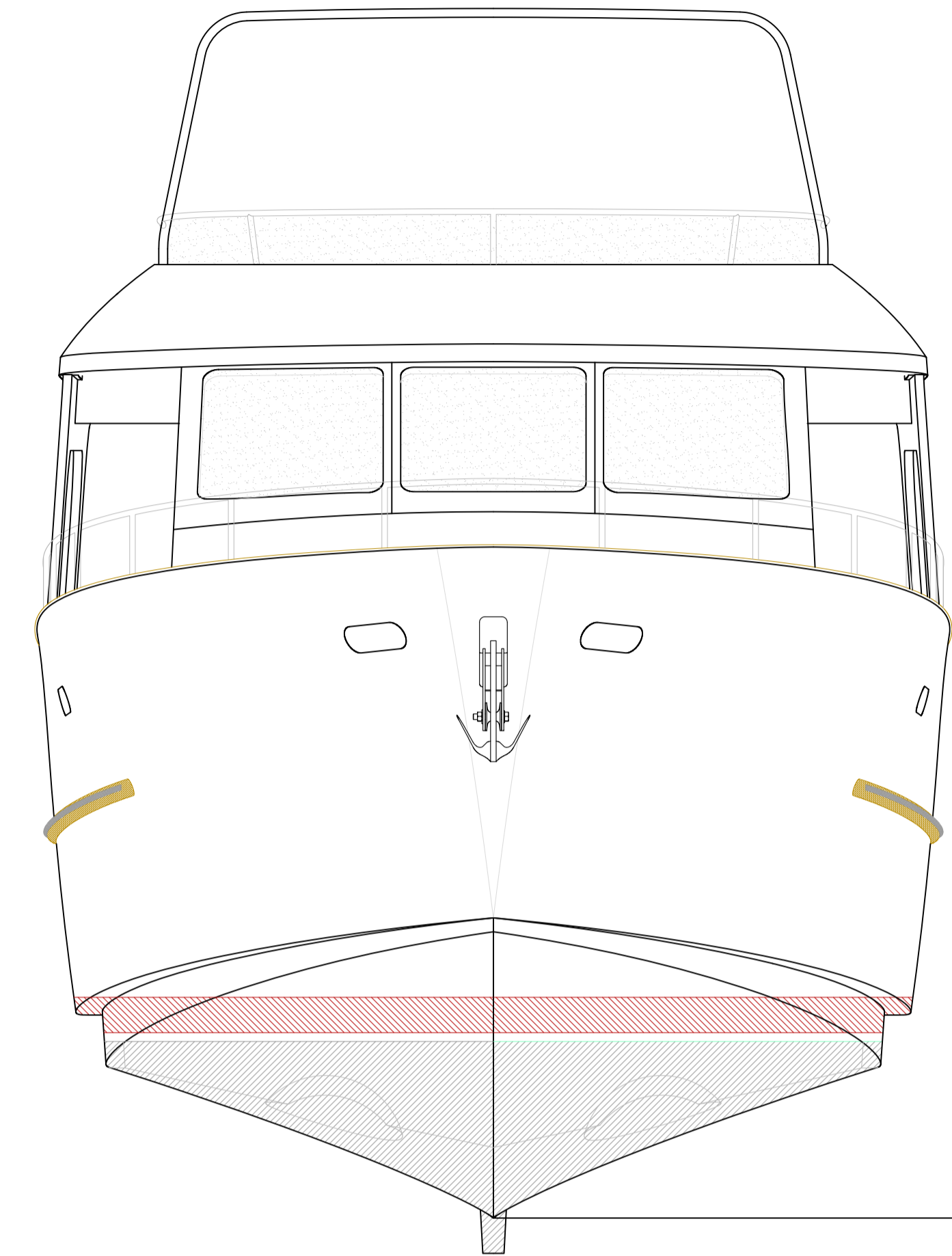



# Explorer 55



*SCY Design*

48 Sweetgum St, Ashmore Qld 4214, Australia  
Ph: (617) 5597 3521 [www.scy.net.au](http://www.scy.net.au)



### Explorer 55

Length Overall	58'6"	17.84m
Length Moulded	55'1"	16.80m
Length Waterline	50'8"	15.44m
Max Beam	17'	5.20m
Max Draft	4'1"	1.24m
Height (max to dwl)	19'2"	5.85m
Displacement (half ld)	- lbs	- kg
Water Tank Capacity	- US gals	- liters
Fuel Tank Capacity	- US gals	- liters
Black Tank Capacity	- US gals	- liters

# Explorer 55

